



# Individual Results Final











Madrid - CEI\*\* - 120KM :31 Riders

Percentages: Qualified: 58.06% Not qualified: 41.94% (including GA (ex LA): 35.48% ME: 00.00% RET: 06.45% MISC: 00.00%)

RANK	NUM.	AV. SPEED	NAT.	PHASE	RANK	ARRIVAL	IN TIME	RECOV. T.	PH. SPEED	BPM	AV. SPEED	TOTAL REC.	LAP/LEAD
1	122	22.034		1	1	09:33:01	09:35:01	00:02:00	20.179	59/52	20.179	00:02:00	01:50:01
	Maria ALVAREZ PONTON												
			ESP		2	11:45:34	11:48:03	00:02:29	20.638	59/56	20.389	00:04:29	03:23:03
	JM BUCEFALA		12/06/2008		3	13:54:11	13:56:22	00:02:11	21.740	60/60	20.799	00:06:40	04:51:22
					4	15:29:56	15:43:59		30.298	59/56	22.034		05:34:56
- CEI2* 120 & LADIES - JUMAS TEAM S.L.												Total Riding Time: 05:34:56	
2	132	22.033		1	6	09:33:15	09:36:04	00:02:49	19.988	64/64	19.988	00:02:49	01:51:04
	Bernat CASALS FORES												
			ESP		2	11:45:50	11:48:41	00:02:51	20.731	62/52	20.326	00:05:40	03:23:41
	UGOLIN DE PARICAL		20/06/2008		3	13:54:13	13:57:23	00:03:10	21.646	63/64	20.726	00:08:50	04:52:23
	Lap / preceding :00:00:01				4	15:29:57	15:55:46		31.010	63/60	22.033		05:34:57
- CEI2* 120 - M. DENIS PESCE et Mme MARILYN LEMOINE												Total Riding Time: 05:34:57	
3	120	21.056		1	2	09:33:02	09:35:39	00:02:37	20.063	63/56	20.063	00:02:37	01:50:39
	Silvia YEBRA ALTIMIRAS												
			ESP		2	11:45:41	11:49:23	00:03:42	20.484	61/60	20.256	00:06:19	03:24:23
	MAVER HELSINKI		01/01/2004		3	13:59:40	14:03:24	00:03:44	20.422	63/64	20.308	00:10:03	04:58:24
	Lap / preceding :00:15:33				4	15:45:30	15:57:38		25.336	58/56	21.056		05:50:30
- CEI2* 120 & LADIES - esp												Total Riding Time: 05:50:30	
4	133	20.820		1	2	09:33:02	09:35:39	00:02:37	20.063	55/60	20.063	00:02:37	01:50:39
	Juan Carlos CURTO PANCHAME												
			ESP		2	11:45:35	11:53:28	00:07:53	19.629	62/52	19.859	00:10:30	03:28:28
	AMERICANO		01/01/2009		3	13:59:38	14:08:03	00:08:25	20.300	64/56	19.997	00:18:55	05:03:03
	Lap / preceding :00:03:58				4	15:49:28	16:03:22		25.673	59/56	20.820		05:54:28
- CEI2* 120 - TROTS ENDURANCE HORSES S.L.												Total Riding Time: 05:54:28	
5	137	20.555		1	9	09:33:46	09:36:21	00:02:35	19.937	54/52	19.937	00:02:35	01:51:21
	Javier GARCIA CUERVO												
			ESP		2	11:46:45	11:50:39	00:03:54	20.361	62/68	20.131	00:06:29	03:25:39
	TUNO		01/01/2006		3	13:59:51	14:04:13	00:04:22	20.520	64/68	20.253	00:10:51	04:59:13
	Lap / preceding :00:04:34				4	15:54:02	16:02:23		22.067	58/60	20.555		05:59:02
- CEI2* 120 - RUBRN MUNIZ GARCIA												Total Riding Time: 05:59:02	
6	134	19.848		1	14	09:39:20	09:41:46	00:02:26	19.012	54/56	19.012	00:02:26	01:56:46
	Borja DAMIAO GORDON												
			ESP		2	11:58:36	12:01:44	00:03:08	19.206	56/56	19.102	00:05:34	03:36:44
	AB EGUSKI		01/01/2003		3	14:08:50	14:13:30	00:04:40	20.923	62/68	19.643	00:10:14	05:08:30
	Lap / preceding :00:12:48				4	16:06:50	16:19:26		20.842	62/68	19.848		06:11:50
- CEI2* 120 - JOSE RAMON IRIGOYEN ZAMALLOA												Total Riding Time: 06:11:50	
7	138	19.276		1	5	09:33:07	09:35:53	00:02:46	20.021	56/56	20.021	00:02:46	01:50:53
	Daniel Alfonso GARCIA SANCHEZ												
			ESP		2	11:46:37	11:52:09	00:05:32	19.945	58/54	19.986	00:08:18	03:27:09
	TRAJANO J.V. 62 50		01/01/2006		3	13:08:52	14:14:20	01:05:28	18.790	59/56	19.591	01:13:46	05:09:20
	Lap / preceding :00:11:02				4	16:17:52	16:25:18		17.951	53/52	19.276		06:22:52
- CEI2* 120 - DANIEL A. GARCIA SANCHEZ												Total Riding Time: 06:22:52	
8	136	18.824		1	12	09:33:03	09:38:53	00:05:50	19.494	60/64	19.494	00:05:50	01:53:53
	Ana Maria FERNANDEZ GARCIA												
			ESP		2	11:46:37	11:53:53	00:07:16	20.211	62/64	19.820	00:13:06	03:28:53
	HECHICERO		01/01/2008		3	14:09:01	14:16:54	00:07:53	18.638	54/60	19.429	00:20:59	05:11:54
	Lap / preceding :00:09:11				4	16:27:03	16:35:37		16.469	57/52	18.824		06:32:03
- CEI2* 120 & LADIES - ANA Mª FERNANDEZ GARCIA												Total Riding Time: 06:32:03	
9	145	18.530		1	20	09:33:06	09:50:40	00:17:34	17.666	55/52	17.666	00:17:34	02:05:40
	Joan ROVIRA VIÑETA												
			ESP		2	12:14:43	12:17:48	00:03:05	17.922	63/60	17.784	00:20:39	03:52:48
	QUERATIN DE VINYOLES		01/01/2009		3	14:41:46	14:45:28	00:03:42	17.833	62/60	17.799	00:24:21	05:40:28
	Lap / preceding :00:06:14				4	16:33:17	16:44:02		22.831	55/64	18.530		06:38:17
- CEI2* 120 - JOAN ROVIRA VIÑETA												Total Riding Time: 06:38:17	
10	124	18.376		1	11	09:33:05	09:36:47	00:03:42	19.860	51/52	19.860	00:03:42	01:51:47
	Santiago VÁZQUEZ CORTEJOSO												
			ESP		2	11:45:36	11:49:58	00:04:22	20.605	55/60	20.198	00:08:04	03:24:58
	DATIVO		01/01/2005		3	13:59:42	14:13:07(2)	00:13:25	18.614	54/56	19.668	00:21:29	05:08:07
	Lap / preceding :00:03:20				4	16:36:37	16:51:57		14.118	59/60	18.376		06:41:37
- CEI2* 120 - MINISTERIO DE DEFENSA												Total Riding Time: 06:41:37	

RANK	NUM.	AV. SPEED	NAT.	PHASE	RANK	ARRIVAL	IN TIME	RECOV. T.	PH. SPEED	BPM	AV. SPEED	TOTAL REC.	LAP/LEAD	
11	142	18.332		1	16	09:33:06	09:43:20	00:10:14	18.761	57/52	18.761	00:10:14	01:58:20	
<b>Pedro PONS MORENTE</b>					2	11:59:36	12:03:55	00:04:19	19.089	56/56	18.911	00:14:33	03:38:55	
FAVORITA OF GREDOS				01/01/2010	3	14:34:55	14:40:00	00:05:05	16.540	63/60	18.090	00:19:38	05:35:00	
Lap / preceding :00:00:58					4	16:37:35	16:54:59		19.531	56/60	18.332		06:42:35	
- CEI2* 120 - JULIO SORIANO MESTRE												Total Riding Time: 06:42:35		
12	123	18.248		1	27	09:57:59	10:00:14	00:02:15	16.416	52/52	16.416	00:02:15	02:15:14	
<b>Julia MONTAGNE</b>					2	12:17:49	12:20:34	00:02:45	19.136	51/56	17.575	00:05:00	03:55:34	
AL JAIMIR DE BOZOULS				28/03/2010	3	14:42:55	14:46:15	00:03:20	18.168	61/64	17.758	00:08:20	05:41:15	
Lap / preceding :00:01:51					4	16:39:26	16:48:39		20.892	53/60	18.248		06:44:26	
- CEI2* 120 & LADIES - MARCEL MEZY												Total Riding Time: 06:44:26		
13	135	18.247		1	28	09:57:59	10:00:19	00:02:20	16.406	50/52	16.406	00:02:20	02:15:19	
<b>Carlos FERNANDEZ ALVAREZ</b>					2	12:17:46	12:20:39	00:02:53	19.136	53/56	17.568	00:05:13	03:55:39	
GHAZAL OF GREDOS				01/01/2010	3	14:42:50	14:45:55	00:03:05	18.239	59/60	17.776	00:08:18	05:40:55	
Lap / preceding :00:00:01					4	16:39:27	16:47:50		20.777	57/60	18.247		06:44:27	
- CEI2* 120 - CARLOS FERNANDEZ ALVAREZ												Total Riding Time: 06:44:27		
14	114	17.947		1	25	09:47:58	09:51:37	00:03:39	17.533	47/44	17.533	00:03:39	02:06:37	
<b>LEA VOGLER</b>					2	12:17:46	12:20:37	00:02:51	17.615	61/56	17.571	00:06:30	03:55:37	
ZICK DE BOZOULS					3	14:44:40	14:47:43	00:03:03	17.927	62/56	17.682	00:09:33	05:42:43	
Lap / preceding :00:06:46					4	16:46:13	16:56:31		19.270	48/56	17.947		06:51:13	
- CEI2* 120 & LADIES -												Total Riding Time: 06:51:13		
15	126	17.946		1	23	09:47:59	09:51:31	00:03:32	17.547	58/56	17.547	00:03:32	02:06:31	
<b>Marc PASCUET PUIGSELLOSAS</b>					2	12:17:55	12:20:21	00:02:26	17.642	56/57	17.591	00:05:58	03:55:21	
SWING				07/04/2010	3	14:42:55	14:47:48	00:04:53	17.869	55/60	17.678	00:10:51	05:42:48	
Lap / preceding :00:00:01					4	16:46:14	16:57:09		19.289	64/48	17.946		06:51:14	
- CEI2* 120 - JAIME SOLER												Total Riding Time: 06:51:14		
16	131	17.768		1	21	09:47:59	09:50:49	00:02:50	17.645	64/56	17.645	00:02:50	02:05:49	
<b>Marisa BOTE</b>					2	12:17:50	12:23:37	00:05:47	17.021	62/64	17.350	00:08:37	03:58:37	
GAVIOTA 41.28				15/03/2007	3	14:44:40	14:51:52	00:07:12	17.737	61/64	17.471	00:15:49	05:46:52	
Lap / preceding :00:04:07					4	16:50:21	17:01:27		19.275	55/60	17.768		06:55:21	
- CEI2* 120 & LADIES - Etna Life Ltd												Total Riding Time: 06:55:21		
17	149	15.912		1	18	09:46:57	09:50:16	00:03:19	17.722	64/66	17.722	00:03:19	02:05:16	
<b>Mª Carolina RAPOSO BATISTA</b>					2	12:14:34	12:20:23	00:05:49	17.436	55/60	17.588	00:09:08	03:55:23	
CAROLANS				24/04/2007	3	14:54:31	15:08:54	00:14:23	14.940	55/64	16.653	00:23:31	06:03:54	
Lap / preceding :00:48:27					4	17:38:48	17:48:54		13.213	53/56	15.912		07:43:48	
- CEI2* 120 & LADIES - FRANCISCO MENDEZ GARCIA												Total Riding Time: 07:43:48		
18	150	15.911		1	19	09:47:07	09:50:17	00:03:10	17.720	56/52	17.720	00:03:10	02:05:17	
<b>Filipe Freire RAMALHO</b>					2	12:14:40	12:17:45	00:03:05	17.866	60/60	17.787	00:06:15	03:52:45	
CONDESSA				18/03/2007	3	14:54:38	14:58:35	00:03:57	15.890	60/64	17.139	00:10:12	05:53:35	
Lap / preceding :00:00:02					4	17:38:50	17:45:33		11.973	55/56	15.911		07:43:50	
- CEI2* 120 - FILIPE MANUEL FREIRE RAMALHO												Total Riding Time: 07:43:50		
NQ	143	LA		1	10	09:33:07	09:36:46	00:03:39	19.863	64/52	19.863	00:03:39	01:51:46	
<b>Sara ROMERO PIQUER</b>					2	11:46:30	11:51:11	00:04:41	20.335	60/56	20.079	00:08:20	03:26:11	
FRANC DE LA ILLA				05/05/2001	3	13:59:45	14:06:02	00:06:17	20.243	63/60	20.131	00:14:37	05:01:02	
Lap / preceding :22:15:13					4	LA	15:54:03	16:09:30	22.752	56/56	20.554		05:59:03	
- CEI2* 120 & LADIES - GANADERA CAN CRGOL S.L.														
NQ	118	RET		1	17	09:46:43	09:49:12	00:02:29	17.874	60/60	17.874	00:02:29	02:04:12	
<b>Cecile TOTAIN</b>					2	11:58:53	12:01:31	00:02:38	20.798	58/56	19.121	00:05:07	03:36:31	
D PAU					3	RET	14:08:32	14:12:07	00:03:35	21.192	62/64	19.732	00:08:42	05:07:07
Lap / preceding :23:08:04														
- CEI2* 120 & LADIES -														
NQ	119	LA		1	4	09:33:16	09:35:42	00:02:26	20.054	58/48	20.054	00:02:26	01:50:42	
<b>Rogelio Victor AZORIN GARCIA</b>					2	11:46:41	11:49:39	00:02:58	20.436	61/52	20.230	00:05:24	03:24:39	
MAVER KAIROS				01/01/2007	3	LA	13:59:45	14:06:20	00:06:35	19.859	60/54	20.111	00:11:59	05:01:20
Lap / preceding :23:54:13														
- CEI2* 120 - ROGELIO VICTOR AZORIN														
NQ	125	RET		1	7	09:33:04	09:36:06	00:03:02	19.982	56/56	19.982	00:03:02	01:51:06	
<b>Abel SANTANA PASTOR</b>					2	11:54:48	11:58:57	00:04:09	18.668	63/56	19.350	00:07:11	03:33:57	
ALMA CORINTO				01/01/2004	3	RET	14:03:53	14:09:38	00:05:45	21.173	62/64	19.893	00:12:56	05:04:38
Lap / preceding :00:03:18														
- CEI2* 120 - ABEL SANTANA PASTOR														
NQ	127	LA		1	26	09:57:56	10:00:03	00:02:07	16.438	50/52	16.438	00:02:07	02:15:03	
<b>Miguel Angel SANCHEZ GARCIA</b>					2	12:17:45	12:20:25	00:02:40	19.130	60/48	17.586	00:04:47	03:55:25	
GALACHE				24/03/2008	3	LA	14:42:37	14:45:10	00:02:33	18.329	58/60	17.815	00:07:20	05:40:10
Lap / preceding :00:35:32														
- CEI2* 120 - EDUARDO MARTOS DIAZ														

RANK	NUM.	AV. SPEED	NAT.	PHASE	RANK	ARRIVAL	IN TIME	RECOV. T.	PH. SPEED	BPM	AV. SPEED	TOTAL REC.	LAP/LEAD
<b>NQ</b>	<b>141</b>	LA		1	13	09:33:10	09:38:58	00:05:48	19.479	64/60	19.479	00:05:48	01:53:58
<b>Paola NORIEGA GUTIERREZ</b>				2	7	11:45:35	11:51:04	00:05:29	20.847	64/60	20.091	00:11:17	03:26:04
HECHICERO MA			01/01/2006	3	LA	13:59:41	14:06:18	00:06:37	20.161	60/60	20.113	00:17:54	05:01:18
Lap / preceding :23:21:08													
- CEI2* 120 & LADIES - Jelena Sbitneva													
<b>NQ</b>	<b>146</b>	LA		1	22	09:47:58	09:51:19	00:03:21	17.575	57/52	17.575	00:03:21	02:06:19
<b>Mireia SERRABASSA FABRE</b>				2	18	12:14:52	12:18:10	00:03:18	17.969	64/60	17.756	00:06:39	03:53:10
MAMBO AL SASHA			08/05/2010	3	LA	14:42:55	14:50:07	00:07:12	17.151	59/60	17.559	00:13:51	05:45:07
Lap / preceding :00:43:49													
- CEI2* 120 & LADIES - MARIO PRIETO LOPEZ													
<b>NQ</b>	<b>129</b>	LA		1	8	09:33:20	09:36:19	00:02:59	19.943	61/56	19.943	00:02:59	01:51:19
<b>David BLANCO MARTINEZ</b>				2	LA	11:46:38	11:52:50	00:06:12	19.893	60/60	19.920	00:09:11	03:27:50
HIDALGO RU			01/01/2009										
Lap / preceding :21:42:43													
- CEI2* 120 - JOSE FERNANDO BLANCO BLANCO													
<b>NQ</b>	<b>140</b>	LA		1	15	09:39:53	09:42:13	00:02:20	18.939	54/52	18.939	00:02:20	01:57:13
<b>Maria NICOLAS GARCIA</b>				2	LA	11:59:37	12:04:11	00:04:34	18.830	55	18.888	00:06:54	03:39:11
SAUCO			01/01/2009										
Lap / preceding :00:11:21													
- CEI2* 120 & LADIES - ENRIQUE CIMA DIAZ													
<b>NQ</b>	<b>147</b>	LA		1	24	09:47:59	09:51:33	00:03:34	17.542	62/60	17.542	00:03:34	02:06:33
<b>Aurora TORRES VILLALON</b>				2	LA	12:17:46	12:21:13	00:03:27	17.508	57/52	17.526	00:07:01	03:56:13
VESPA ALB			01/01/2010										
Lap / preceding :00:17:02													
- CEI2* 120 & LADIES - AURORA TORRES VILLALON													
<b>NQ</b>	<b>121</b>	LA		1	LA	09:39:53	09:42:27	00:02:34	18.902	56	18.902	00:02:34	01:57:27
<b>Peter BASTIJNS</b>													
CHARID'L FIKR MMN			27/06/2007										
Lap / preceding :22:01:14													
- CEI2* 120 - Peter Bastijns													
<b>NQ</b>	<b>130</b>	LA		1	LA	09:39:21	09:44:06	00:04:45	18.640	62/56	18.640	00:04:45	01:59:06
<b>Carlos BORJA VILLALBA</b>													
HERBA			01/01/2004										
Lap / preceding :00:01:39													
- CEI2* 120 - JAVIER VILLALBA TORDERA													
<b>NQ</b>	<b>139</b>	LA		1	LA	09:33:04	09:35:06	00:02:02	20.163	57/56	20.163	00:02:02	01:50:06
<b>Jorge MONTAÑO ROMERO</b>													
INSULA DE MAR			01/01/2008										
Lap / preceding :23:51:00													
- CEI2* 120 - JORGE MONTAÑO ROMERO													

WD=Withdrawn, RET=Retired, DSQ=Disqualified, FNR=Finished not ranked, LA=Lame, MI=Minor injury, CI=Catastrophic injury, ME=Metabolic, ME-TR=Metabolic invasive treatment, OT=Out of time, FTC=Failed to complete

